

IDMT Earth Fault Relay RG-81

features



True RMS Measurement with SPARC¹ and DCOI² Algorithm

Fundamental Signal Detection³

Real Time Display of Earth Fault in %

6 Selectable IDMT Graphs + 1 DTL

Fault / lo-set & hi-set Trip LED Indication

Fault Start Event Recording & LED Indication + Output⁴

Pre-Alarm LED Indication + Output⁴

Trip Event Memory (non-volatile 7 previous records)

Fault Start Event Memory (non-volatile 4 previous records)

Programmable Relay Output Contacts

Last Trip Elapsed Time (up to 99days)

Software Lock to Prevent Unauthorized Setting

Complies with IEC-60255-26 Standards

ANSI Code: 50N, 51N

External Plug-in Module for :-
A-01s (RS-485 MODBUS RTU) isolated type

technical data

Current Input (In)	: ..5A or ..1A
Frequency	: Software selectable 50 or 60 Hz
Burden	: <0.3 VA @ In
Output Relay Rating	: SPDT 5A, 250V AC/DC
Display	: 7-Segment LED (3 + 1 digit)
Indication (LEDs)	: mA, pre-alarm, fault, fault start event, lo / hi trip
Operating Temp.	: 0°C ~ +55°C
Humidity	: 56 days at 93%RH, 40°C non-condensing
IP Rating	: IP54 (front panel)
Weight	: 230 g

parameter setting

I>: lo-set	2% ~ 100% (step of 1%)
TM >: lo-set time Multiplier	0.05 ~ 1.00 (step of 0.01, 5 IDMT + 1 DTL)
t>: lo-set trip delay time	0.03s~20.0s 0.03s~0.10s (step of 0.01s) 0.10s~1.00s (step of 0.02s) 1.0s~20.0s (step of 0.1s)
I>>: hi-set	OFF or 20%~1000% (step of 10%)
t>>: hi-set trip delay time	0.03s~0.5s

¹SPARC - sampling progressive algorithm for RMS Computation:
Computation of multiple rms values/cycle (Superior response in short circuit situation)

²DCOI - dc offset independent algorithm:
Cancels out dc signal caused by EMI and aging circuitry (Better Immunity against EMI)

³Fundamental Signal Detection:
To discriminate between signal and noise and eliminate nuisance tripping

⁴Output on k2 dependent on the programmed options

aux power

RG-81-220a	: 65 ~ 275 Vac (45~65Hz), 90 ~ 300 Vdc
RG-81-024d	: 16 ~ 36 Vdc
Consumption	: < 3VA

fundamental frequency

50 or 60Hz Selectable

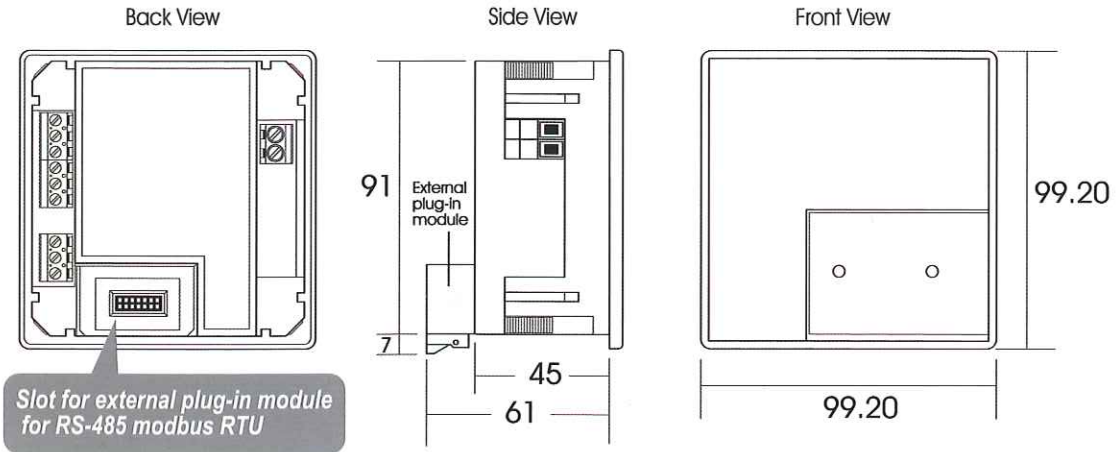
K1 output contact options

Latching (Lc) or non-latching (nLc) trip

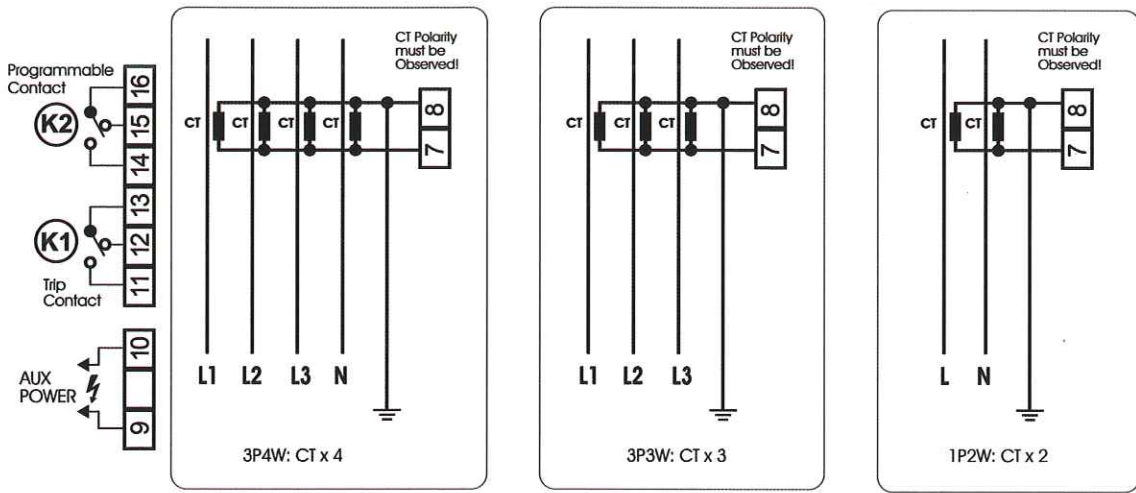
K2 output contact options

CbF (circuit breaker Failure - nLc only)
A50 (pre-fault 50% of I> - Lc or nLc)
A90 (pre-fault 90% of I> - Lc or nLc)
trP (tripping output - Lc or nLc)
LFS (lo fault start signal - Lc or nLc)
HFS (hi fault start signal - Lc or nLc)
AFS (all fault start signal - Lc or nLc)
dUF (device failure - Lc only)

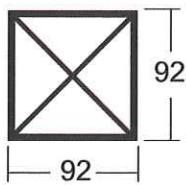
casing dimension



wiring diagram



panel cut-out



Panel Cut-out : 92 x 92

Note: All measurement in mm.

Dealer